



# ASBK RESULTS

## AUSTRALIAN SUPERBIKE CHAMPIONSHIP

### Race 3

Date: 24/02/19  
 Event: R09  
 Weather: Sunny - Temp: 22.8C  
 Track: Dry - Temp: 34.0C

Started at: 10:40:41  
 Laps: 12  
 Starters: 33  
 Printed at: 11:11

### PROVISIONAL CLASSIFICATION

Pos	No	Name	Class	Machine	Laps	Race Time	Behind	Fastest Lap	On Lap	Top Speed
1	28	Aiden WAGNER (QLD)	A	Yamaha YZF-R1	12	18:44.435		1:32.212	2	305
2	46	Michael JONES (QLD) / K & R Hydraulics / Race Dynamics	A	Kawasaki ZX10R	12	18:44.752	.317	1:31.881	2	306
3	65	Cru HALLIDAY (VIC) / Yamaha Racing Team	A	Yamaha YZF-R1M	12	18:44.833	.398	1:32.186	2	309
4	25	Daniel FALZON (SA) / Yamaha Racing Team	A	Yamaha YZF-R1M	12	18:45.260	.825	1:32.310	2	306
5	21	Josh WATERS (VIC) / Team Suzuki Ecstar / Rideline Road Blke Shop	A	Suzuki GSX-R	12	18:45.283	.848	1:32.606	2	304
6	47	Wayne MAXWELL (VIC) / Team Suzuki Ecstar / Rideline Roadside Shop	A	Suzuki GSX-R	12	18:45.368	.933	1:32.688	6	303
7	1	Troy HERFOSS (QLD) / Penrite Honda Racing / Elite Roads / Pirelli	A	Honda CBR-RR SP	12	18:45.865	1.430	1:32.838	2	304
8	67	Bryan STARING (WA) / Kawasaki / BC Performance	A	Kawasaki ZX10R	12	18:46.393	1.958	1:32.927	11	304
9	14	Glenn ALLERTON (NSW) / Next Gen Motorsports / Maxima BMW Racing	A	BMW S RR	12	18:52.180	7.745	1:33.017	2	308
10	29	Ted COLLINS (VIC) / Next GEN Motorsports / Maxima BMW Racing	A	BMW S RR	12	18:56.599	12.164	1:33.628	10	303
11	61	Arthur SISIS (SA) / Powerfone / SA Demolition / Hoey Racing	A	Suzuki GSX-R	12	18:59.771	15.336	1:33.904	2	300
12	30	Mark CHIODO (VIC) / Penrite Honda Racing / Elite Roads / Pirelli	A	Honda CBR-RR	12	18:59.818	15.383	1:33.474	3	302
13	168	Glenn SCOTT (NSW) / GSR Kawasaki	B	Kawasaki ZX10R	12	19:00.736	16.301	1:33.919	6	311
14	41	Max CROKER (NSW) / Mladin Racing / Suzuki / Yoshimura AGV Sport / Galfer	A	Suzuki GSX-R	12	19:00.982	16.547	1:34.153	4	305
15	12	Matt WALTERS (NSW) / Kawasaki Aust / Repol / Pirelli / Rovers	A	Kawasaki ZX10R	12	19:02.657	18.222	1:33.842	2	306
16	8	Alex PHILLIS (VIC) / Team Suzuki Ectstar	A	Suzuki GSX-R	12	19:15.319	30.884	1:34.452	2	299
17	33	Sloan FROST (NZ) / FILTA NZ / Black Ink / Darby Capital / Next Gen M-sports	B	Suzuki GSX-R	12	19:20.747	36.312	1:35.200	2	298
18	11	Philip CZAJ (VIC) / Eco light Up / 11Motosport / Liqui Moly / SC Project	B	Aprilia RSV4	12	19:28.431	43.996	1:35.821	2	290
19	22	Lachlan EPIS (NSW) / Kawasaki BC Performance	A	Kawasaki ZX10R	12	19:38.333	53.898	1:35.126	4	302
20	82	Ryan YANKO (QLD) / Force 8 Contracting / Moto Natioal Accessories	B	Ducati 1299	12	19:38.381	53.946	1:37.039	9	288

*Scott Laing*  
 Chief Time Keeper - Scott Laing


*Tom Williams*  
 Clerk of Course - Tom Williams



Computime Race Timing Systems Pty Ltd © 1996  
 Licensed to Computime Race Timing Systems

**COMPUTIME RACE TIMING SYSTEMS PTY LTD**  
**www.computime.com.au**

E-mail: scott@computime.com.au / Ph: 0418 17 13 17





## **ASBK RESULTS**

### **AUSTRALIAN SUPERBIKE CHAMPIONSHIP**

#### **Race 3**

Date: **24/02/19**  
 Event: **R09**  
 Weather: **Sunny - Temp: 22.8C**  
 Track: **Dry - Temp: 34.0C**

Started at: **10:40:41**  
 Laps: **12**  
 Starters: **33**  
 Printed at: **11:11**

### **PROVISIONAL CLASSIFICATION**


Pos	No	Name	Class	Machine	Laps	Race Time	Behind	Fastest Lap	On Lap	Top Speed
21	62	Brendan McINTYRE (NSW) / Western Motorcycles Sydney	B	Suzuki GSX-R	12	19:40.008	55.573	1:37.162	7	290
22	13	David BARKER (SA)	B	Kawasaki ZX10R	12	19:42.053	57.618	1:36.247	3	294
23	24	Matt TOOLEY (VIC) / Phillip Island Ride Days	B	Yamaha YZF-R1	12	19:50.428	1:05.993	1:37.312	4	287
24	91	Simon BARBACETTO (NSW)	B	Yamaha YZF-R1	12	19:51.401	1:06.966	1:37.912	5	293
25	98	Evan BYLES (SA) / SA Motorcycles / Kawasaki	B	Kawasaki ZX10R	12	19:53.232	1:08.797	1:37.902	2	290
26	85	Aleksander SAVIN (VIC) / I.D.C Painting Service & Castrol Racing Australia	B	BMW S RR	12	20:00.155	1:15.720	1:38.531	7	288
27	23	Heath GRIFFIN (NSW) / Russell Symes & Company / Raceart Designs	B	Suzuki GSX-R	12	20:01.112	1:16.677	1:38.718	3	281
28	55	Brian HOUGHTON (QLD) / Conshift / K1 Racing / Castrol	B	Honda CBR-RR	12	20:14.024	1:29.589	1:39.834	7	284
29	76	Paul VAN DER HEIDEN (SA) / Moto Adelaide	B	BMW S RR	12	20:14.042	1:29.607	1:39.669	2	291
30	37	Hamish McMURRAY (NSW) / Six ways from Sunday	B	Kawasaki ZX10R	12	20:25.258	1:40.823	1:40.549	5	279
31	44	William DAVIDSON (NSW) / WD Racing Suspension Specialist	B	Yamaha YZF-R1	12	20:34.913	1:50.478	1:39.785	7	286
DNF	63	Dominic DE LEON (NSW) / AT1 Racing	B	Kawasaki ZX10R	9	15:20.462	3 Laps	1:39.900	2	287
DNF	92	Damon REES (NZ) / Tony Rees Motorcycles	A	Honda CBR-RR	0		12 Laps			232

Fastest Lap was 1:31.881 by Michael JONES (QLD)

New race lap record for SBK class - Previous: 1:32.194 by Troy BAYLISS (NSW) on a Ducati Panigale FE set on 14/10/18

The results are provisional until the end of the time limit for protests and appeals.

  
 Chief Time Keeper - Scott Laing


  
 Clerk of Course - Tom Williams



Computime Race Timing Systems Pty Ltd © 1996  
 Licensed to Computime Race Timing Systems

**COMPUTIME RACE TIMING SYSTEMS PTY LTD**  
**www.computime.com.au**

E-mail: [scott@computime.com.au](mailto:scott@computime.com.au) / Ph: 0418 17 13 17





# ASBK RESULTS

## AUSTRALIAN SUPERBIKE CHAMPIONSHIP

Date: **24/02/19**  
 Event: **R09**  
 Weather: **Sunny - Temp: 22.8C**  
 Track: **Dry - Temp: 34.0C**

### Race 3

Started at: **10:40:41**  
 Laps: **12**  
 Starters: **33**  
 Printed at: **11:11**

### PROVISIONAL LAP TIMES

No	Name	Lap 1	Lap 2	Lap 3	Lap 4	Lap 5	Lap 6	Lap 7	Lap 8	Lap 9	Lap 10	Lap 11	Lap 12
1	Troy HERFOSS (QLD)	1:40.291	<b>1:32.838</b>	1:33.251	1:33.529	1:33.382	1:32.917	1:33.131	1:33.180	1:33.646	1:33.374	1:33.208	1:33.118
8	Alex PHILLIS (VIC)	1:41.255	<b>1:34.452</b>	1:34.739	1:38.773	1:35.907	1:35.555	1:35.120	1:35.691	1:35.803	1:35.596	1:36.260	1:36.168
11	Philip CZAJ (VIC)	1:44.469	<b>1:35.821</b>	1:36.309	1:36.290	1:36.352	1:36.538	1:36.567	1:36.748	1:37.253	1:37.150	1:37.605	1:37.329
12	Matt WALTERS (NSW)	1:41.532	<b>1:33.842</b>	1:34.540	1:34.748	1:34.307	1:34.091	1:34.388	1:35.122	1:34.696	1:35.184	1:34.683	1:35.524
13	David BARKER (SA)	1:44.340	1:36.446	<b>1:36.247</b>	1:36.861	1:36.839	1:37.981	1:38.480	1:38.883	1:38.923	1:39.113	1:38.766	1:39.174
14	Glenn ALLERTON (NSW)	1:40.063	<b>1:33.017</b>	1:33.832	1:33.923	1:33.698	1:33.099	1:33.329	1:33.502	1:33.450	1:34.130	1:34.715	1:35.422
21	Josh WATERS (VIC)	1:38.279	<b>1:32.606</b>	1:33.508	1:33.188	1:33.719	1:33.924	1:33.534	1:33.025	1:33.417	1:33.112	1:33.492	1:33.479
22	Lachlan EPIS (NSW)	1:43.640	1:35.634	1:35.227	<b>1:35.126</b>	1:35.637	1:35.881	1:49.490	1:37.024	1:37.328	1:37.968	1:37.766	1:37.612
23	Heath GRIFFIN (NSW)	1:47.578	1:40.191	<b>1:38.718</b>	1:39.003	1:39.373	1:38.985	1:39.258	1:38.994	1:39.966	1:38.809	1:40.089	1:40.148
24	Matt TOOLEY (VIC)	1:48.158	1:37.536	1:37.758	<b>1:37.312</b>	1:37.929	1:37.746	1:38.114	1:38.248	1:38.704	1:39.244	1:39.911	1:39.768
25	Daniel FALZON (SA)	1:38.903	<b>1:32.310</b>	1:33.064	1:33.245	1:33.793	1:33.829	1:33.521	1:33.601	1:33.252	1:33.177	1:33.173	1:33.392
28	Aiden WAGNER (QLD)	1:38.832	<b>1:32.212</b>	1:33.194	1:33.203	1:33.765	1:33.889	1:33.363	1:33.177	1:33.436	1:32.818	1:33.852	1:32.694
29	Ted COLLINS (VIC)	1:41.579	1:34.161	1:34.243	1:33.686	1:33.752	1:34.241	1:34.344	1:34.454	1:34.610	<b>1:33.628</b>	1:33.824	1:34.077
30	Mark CHIODO (VIC)	1:43.674	1:33.798	<b>1:33.474</b>	1:33.762	1:33.581	1:33.636	1:33.947	1:34.365	1:34.719	1:35.035	1:34.937	1:34.890
33	Sloan FROST (NZ)	1:42.841	<b>1:35.200</b>	1:35.524	1:35.913	1:35.771	1:36.289	1:36.097	1:36.237	1:36.140	1:36.578	1:36.925	1:37.232
37	Hamish McMURRAY (NSW)	1:50.844	1:40.800	1:40.640	1:40.599	<b>1:40.549</b>	1:40.900	1:41.384	1:41.556	1:42.401	1:41.630	1:41.498	1:42.457
41	Max CROKER (NSW)	1:42.137	1:34.225	1:34.651	<b>1:34.153</b>	1:34.580	1:34.304	1:34.360	1:34.326	1:34.406	1:34.784	1:34.533	1:34.523
44	William DAVIDSON (NSW)	1:49.681	1:40.769	1:40.003	1:41.596	1:40.388	1:39.903	<b>1:39.785</b>	1:40.801	1:39.809	1:41.085	1:42.574	1:58.519
46	Michael JONES (QLD)	1:39.861	<b>1:31.881</b>	1:33.249	1:32.767	1:33.871	1:33.654	1:33.286	1:33.160	1:33.247	1:33.261	1:33.346	1:33.169
47	Wayne MAXWELL (VIC)	1:40.225	1:33.066	1:33.354	1:33.118	1:33.219	<b>1:32.688</b>	1:33.289	1:33.802	1:33.023	1:33.142	1:33.244	1:33.198
55	Brian HOUGHTON (QLD)	1:50.233	1:40.069	1:40.161	1:40.544	1:40.259	1:40.648	<b>1:39.834</b>	1:40.624	1:39.849	1:40.043	1:40.755	1:41.005
61	Arthur SISSIS (SA)	1:39.726	<b>1:33.904</b>	1:34.148	1:34.053	1:34.489	1:34.556	1:34.631	1:34.805	1:34.742	1:34.982	1:35.050	1:34.685
62	Brendan McINTYRE (NSW)	1:46.204	1:37.604	1:37.675	1:37.606	1:37.684	1:37.242	<b>1:37.162</b>	1:37.801	1:37.458	1:37.784	1:37.850	1:37.938
63	Dominic DE LEON (NSW)	1:49.762	<b>1:39.900</b>	1:40.508	1:41.028	1:41.148	1:42.021	1:41.197	1:41.619	1:43.279			
65	Cru HALLIDAY (VIC)	1:39.749	<b>1:32.186</b>	1:32.511	1:33.180	1:33.730	1:33.756	1:33.319	1:33.255	1:33.539	1:33.201	1:33.408	1:32.999
67	Bryan STARING (WA)	1:40.550	1:33.192	1:33.336	1:33.789	1:33.243	1:33.169	1:33.397	1:33.250	1:33.055	1:33.103	<b>1:32.927</b>	1:33.382
76	Paul VAN DER HEIDEN (SA)	1:50.893	<b>1:39.669</b>	1:40.430	1:40.376	1:39.930	1:40.119	1:40.356	1:40.742	1:40.076	1:39.959	1:40.446	1:41.046
82	Ryan YANKO (QLD)	1:46.062	1:37.623	1:37.384	1:37.453	1:37.425	1:37.283	1:37.742	1:37.267	<b>1:37.039</b>	1:37.494	1:37.668	1:37.941
85	Aleksander SAVIN (VIC)	1:49.034	1:39.233	1:39.294	1:39.033	1:39.182	1:39.077	<b>1:38.531</b>	1:38.837	1:38.847	1:39.447	1:39.712	1:39.928
91	Simon BARBACETTO (NSW)	1:48.345	1:38.669	1:38.633	1:38.621	<b>1:37.912</b>	1:38.659	1:38.474	1:38.204	1:38.331	1:38.761	1:38.878	1:37.914
98	Evan BYLES (SA)	1:47.607	<b>1:37.902</b>	1:38.465	1:38.859	1:38.681	1:38.677	1:38.966	1:38.918	1:38.477	1:39.034	1:39.149	1:38.497
168	Glenn SCOTT (NSW)	1:41.936	1:34.194	1:34.410	1:34.353	1:34.722	<b>1:33.919</b>	1:34.078	1:34.785	1:34.860	1:34.440	1:34.616	1:34.423

The results are provisional until the end of the time limit for protests and appeals.

  
 Chief Time Keeper - Scott Laing


  
 Clerk of Course - Tom Williams



Computime Race Timing Systems Pty Ltd © 1996  
 Licensed to Computime Race Timing Systems

**COMPUTIME RACE TIMING SYSTEMS PTY LTD**  
**www.computime.com.au**

E-mail: [scott@computime.com.au](mailto:scott@computime.com.au) / Ph: 0418 17 13 17





# ASBK RESULTS

## AUSTRALIAN SUPERBIKE CHAMPIONSHIP

### Race 3

Date: 24/02/19  
 Event: R09  
 Weather: Sunny - Temp: 22.8C  
 Track: Dry - Temp: 34.0C

Started at: 10:40:41  
 Laps: 12  
 Starters: 33  
 Printed at: 11:11

### PROVISIONAL SPLIT TIMES

Lap	Split 1	Split 2	Split 3	Split 4	Lap Time	Spd	Lap	Split 1	Split 2	Split 3	Split 4	Lap Time	Spd
<b>1 Troy HERFOSS (QLD) (7th)</b>							11	23.244	28.537	18.704	27.120	1:37.605	280
1	28.967	27.463	17.745	26.116	1:40.291	218	12	23.156	28.246	18.710	27.217	1:37.329	283
2	22.266	27.008	17.671	<b>25.893</b>	<b>1:32.838</b>	304	<b>12 Matt WALTERS (NSW) (15th)</b>						
3	22.273	26.925	17.768	26.285	1:33.251	304	1	29.659	27.610	17.862	26.401	1:41.532	227
4	22.703	27.113	17.682	26.031	1:33.529	296	2	<b>22.320</b>	<b>27.313</b>	17.926	26.283	<b>1:33.842</b>	306
5	22.348	27.146	17.768	26.120	1:33.382	300	3	22.670	27.471	17.860	26.539	1:34.540	298
6	22.157	<b>26.913</b>	17.717	26.130	1:32.917	301	4	22.617	27.594	18.064	26.473	1:34.748	294
7	22.164	27.148	17.809	26.010	1:33.131	302	5	22.550	27.554	17.981	<b>26.222</b>	1:34.307	298
8	22.176	27.328	17.721	25.955	1:33.180	303	6	22.336	27.400	<b>17.858</b>	26.497	1:34.091	301
9	22.807	27.114	17.668	26.057	1:33.646	302	7	22.366	27.420	18.193	26.409	1:34.388	299
10	22.187	26.995	17.788	26.404	1:33.374	302	8	22.791	27.814	18.106	26.411	1:35.122	297
11	22.314	27.023	17.774	26.097	1:33.208	298	9	22.391	27.548	18.022	26.735	1:34.696	303
12	<b>22.120</b>	27.219	<b>17.639</b>	26.140	1:33.118	301	10	22.826	27.664	18.006	26.688	1:35.184	298
<b>8 Alex PHILLIS (VIC) (16th)</b>							11	22.415	27.581	18.147	26.540	1:34.683	298
1	29.359	27.680	<b>17.918</b>	<b>26.298</b>	1:41.255	234	12	22.583	27.838	18.346	26.757	1:35.524	300
2	<b>22.466</b>	27.673	17.931	26.382	<b>1:34.452</b>	299	<b>13 David BARKER (SA) (22th)</b>						
3	22.843	<b>27.461</b>	18.010	26.425	1:34.739	298	1	30.588	28.345	18.354	27.053	1:44.340	236
4	22.677	27.612	17.977	30.507	1:38.773	299	2	23.191	28.361	<b>18.279</b>	<b>26.615</b>	1:36.446	294
5	22.909	27.574	18.291	27.133	1:35.907	293	3	<b>22.854</b>	<b>28.131</b>	18.388	26.874	<b>1:36.247</b>	293
6	22.738	27.633	18.237	26.947	1:35.555	293	4	23.007	28.232	18.487	27.135	1:36.861	293
7	22.645	27.500	18.231	26.744	1:35.120	292	5	22.996	28.233	18.542	27.068	1:36.839	287
8	22.886	27.480	18.350	26.975	1:35.691	291	6	23.355	28.656	18.596	27.374	1:37.981	286
9	22.868	27.485	18.355	27.095	1:35.803	290	7	23.221	28.742	18.821	27.696	1:38.480	285
10	22.693	27.708	18.349	26.846	1:35.596	290	8	23.542	29.175	18.812	27.354	1:38.883	283
11	22.976	27.813	18.470	27.001	1:36.260	290	9	23.539	28.834	18.924	27.626	1:38.923	279
12	22.957	27.729	18.503	26.979	1:36.168	291	10	24.000	28.729	18.737	27.647	1:39.113	283
<b>11 Philip CZAJ (VIC) (18th)</b>							11	24.122	28.371	18.838	27.435	1:38.766	284
1	30.884	28.950	<b>18.165</b>	<b>26.470</b>	1:44.469	229	12	23.451	28.984	19.085	27.654	1:39.174	286
2	23.194	<b>27.923</b>	18.206	26.498	<b>1:35.821</b>	290	<b>14 Glenn ALLERTON (NSW) (9th)</b>						
3	23.044	28.105	18.309	26.851	1:36.309	289	1	28.959	27.333	<b>17.772</b>	<b>25.999</b>	1:40.063	224
4	<b>22.988</b>	28.077	18.389	26.836	1:36.290	286	2	22.407	<b>26.768</b>	17.799	26.043	<b>1:33.017</b>	308
5	23.015	28.068	18.470	26.799	1:36.352	285	3	22.604	27.097	17.838	26.293	1:33.832	302
6	23.126	27.977	18.435	27.000	1:36.538	285	4	22.357	27.261	17.826	26.479	1:33.923	303
7	23.010	28.080	18.481	26.996	1:36.567	286	5	22.500	27.119	17.956	26.123	1:33.698	298
8	23.046	28.178	18.498	27.026	1:36.748	283	6	<b>22.261</b>	27.013	17.786	26.039	1:33.099	304
9	23.170	28.223	18.638	27.222	1:37.253	280	7	22.314	26.987	17.804	26.224	1:33.329	305
10	23.155	28.327	18.498	27.170	1:37.150	281							

*Scott Laing*  
 Chief Time Keeper - Scott Laing

*Tom Williams*  
 Clerk of Course - Tom Williams



COMPUTIME RACE TIMING SYSTEMS PTY LTD  
[www.computime.com.au](http://www.computime.com.au)

E-mail: [scott@computime.com.au](mailto:scott@computime.com.au) / Ph: 0418 17 13 17





# ASBK RESULTS

## AUSTRALIAN SUPERBIKE CHAMPIONSHIP

### Race 3

Date: 24/02/19  
 Event: R09  
 Weather: Sunny - Temp: 22.8C  
 Track: Dry - Temp: 34.0C

Started at: 10:40:41  
 Laps: 12  
 Starters: 33  
 Printed at: 11:11

### PROVISIONAL SPLIT TIMES

Lap	Split 1	Split 2	Split 3	Split 4	Lap Time	Spd	Lap	Split 1	Split 2	Split 3	Split 4	Lap Time	Spd
8	22.376	27.085	17.815	26.226	1:33.502	305	5	23.529	28.878	19.144	27.822	1:39.373	278
9	22.354	27.045	17.839	26.212	1:33.450	303	6	23.523	28.806	18.978	27.678	1:38.985	280
10	22.421	27.124	18.069	26.516	1:34.130	300	7	23.647	28.806	19.073	27.732	1:39.258	277
11	22.684	27.308	18.125	26.598	1:34.715	298	8	23.583	28.737	19.037	27.637	1:38.994	276
12	22.616	27.474	18.292	27.040	1:35.422	298	9	24.174	29.000	19.156	27.636	1:39.966	267
							10	<b>23.385</b>	<b>28.592</b>	19.141	27.691	1:38.809	277
21 Josh WATERS (VIC) (5th)							11	23.868	29.035	19.453	27.733	1:40.089	280
1	27.919	<b>26.756</b>	<b>17.643</b>	25.961	1:38.279	218	12	23.645	29.409	19.269	27.825	1:40.148	277
2	<b>22.114</b>	26.784	17.701	26.007	<b>1:32.606</b>	298							
3	22.291	27.538	17.651	26.028	1:33.508	296	24 Matt TOOLEY (VIC) (23th)						
4	22.256	26.959	17.697	26.276	1:33.188	297	1	32.322	29.541	18.735	27.560	1:48.158	218
5	22.390	27.106	17.755	26.468	1:33.719	293	2	23.715	28.184	18.635	<b>27.002</b>	1:37.536	287
6	22.717	27.209	17.832	26.166	1:33.924	286	3	23.659	28.341	18.591	27.167	1:37.758	283
7	22.778	27.052	17.878	<b>25.826</b>	1:33.534	289	4	23.260	<b>28.132</b>	<b>18.397</b>	27.523	<b>1:37.312</b>	282
8	22.469	27.050	17.660	25.846	1:33.025	302	5	<b>23.184</b>	28.323	18.710	27.712	1:37.929	282
9	22.329	27.056	17.886	26.146	1:33.417	296	6	23.278	28.307	18.632	27.529	1:37.746	283
10	22.424	27.000	17.700	25.988	1:33.112	295	7	23.401	28.439	18.703	27.571	1:38.114	281
11	22.253	27.045	17.889	26.305	1:33.492	304	8	23.326	28.436	18.683	27.803	1:38.248	281
12	22.450	27.185	17.827	26.017	1:33.479	298	9	23.621	28.400	18.825	27.858	1:38.704	280
							10	23.629	28.770	18.989	27.856	1:39.244	278
22 Lachlan EPIS (NSW) (19th)							11	23.942	28.532	19.274	28.163	1:39.911	278
1	30.285	28.471	18.210	26.674	1:43.640	235	12	23.927	28.821	19.088	27.932	1:39.768	277
2	22.983	27.889	18.127	26.635	1:35.634	302							
3	22.845	27.624	<b>18.103</b>	26.655	1:35.227	301	25 Daniel FALZON (SA) (4th)						
4	<b>22.722</b>	<b>27.533</b>	18.281	<b>26.590</b>	<b>1:35.126</b>	300	1	28.116	26.944	17.806	26.037	1:38.903	214
5	22.842	27.764	18.394	26.637	1:35.637	302	2	<b>22.009</b>	<b>26.776</b>	17.745	<b>25.780</b>	<b>1:32.310</b>	306
6	23.102	27.684	18.371	26.724	1:35.881	290	3	22.109	27.182	<b>17.671</b>	26.102	1:33.064	303
7	22.833	27.888	18.651	40.118	1:49.490	300	4	22.081	27.029	17.708	26.427	1:33.245	297
8	23.397	28.123	18.617	26.887	1:37.024	293	5	22.500	27.217	17.726	26.350	1:33.793	301
9	23.084	28.297	18.725	27.222	1:37.328	296	6	22.610	27.000	17.948	26.271	1:33.829	298
10	23.205	28.234	19.192	27.337	1:37.968	294	7	22.487	27.006	18.143	25.885	1:33.521	296
11	23.429	28.590	18.731	27.016	1:37.766	297	8	22.468	27.338	17.812	25.983	1:33.601	306
12	23.415	28.252	18.905	27.040	1:37.612	288	9	22.213	27.183	17.941	25.915	1:33.252	302
							10	22.238	27.043	17.815	26.081	1:33.177	303
23 Heath GRIFFIN (NSW) (27th)							11	22.308	27.021	17.880	25.964	1:33.173	303
1	31.800	29.334	19.033	<b>27.411</b>	1:47.578	231	12	22.207	27.084	17.768	26.333	1:33.392	302
2	24.177	28.859	19.594	27.561	1:40.191	272							
3	23.523	28.627	<b>18.966</b>	27.602	<b>1:38.718</b>	279	28 Aiden WAGNER (QLD) (1st)						
4	23.451	28.852	19.051	27.649	1:39.003	281	1	28.296	26.945	17.664	<b>25.927</b>	1:38.832	215


*Scott Laing*  
 Chief Time Keeper - Scott Laing

*Tom Williams*  
 Clerk of Course - Tom Williams



Computime Race Timing Systems Pty Ltd © 1996  
 Licensed to Computime Race Timing Systems  
**COMPUTIME RACE TIMING SYSTEMS PTY LTD**  
**www.computime.com.au**

E-mail: scott@computime.com.au / Ph: 0418 17 13 17





# ASBK RESULTS

## AUSTRALIAN SUPERBIKE CHAMPIONSHIP

### Race 3

Date: 24/02/19  
 Event: R09  
 Weather: Sunny - Temp: 22.8C  
 Track: Dry - Temp: 34.0C

Started at: 10:40:41  
 Laps: 12  
 Starters: 33  
 Printed at: 11:11

### PROVISIONAL SPLIT TIMES

Lap	Split 1	Split 2	Split 3	Split 4	Lap Time	Spd	Lap	Split 1	Split 2	Split 3	Split 4	Lap Time	Spd
33 Sloan FROST (NZ) (17th)													
2	<b>21.826</b>	<b>26.656</b>	17.728	26.002	<b>1:32.212</b>	302	33						
3	22.075	27.207	17.618	26.294	1:33.194	303	1	30.478	27.841	<b>18.136</b>	<b>26.386</b>	1:42.841	227
4	22.034	26.973	17.779	26.417	1:33.203	298	2	<b>22.497</b>	<b>27.541</b>	18.380	26.782	<b>1:35.200</b>	298
5	22.273	27.182	17.799	26.511	1:33.765	297	3	22.827	27.631	18.378	26.688	1:35.524	297
6	22.129	27.283	17.840	26.637	1:33.889	297	4	22.842	27.915	18.339	26.817	1:35.913	293
7	22.150	27.039	17.744	26.430	1:33.363	297	5	22.819	27.627	18.481	26.844	1:35.771	295
8	22.319	26.773	<b>17.617</b>	26.468	1:33.177	291	6	22.920	28.056	18.543	26.770	1:36.289	290
9	22.219	26.896	18.050	26.271	1:33.436	298	7	22.868	27.704	18.644	26.881	1:36.097	297
10	22.014	26.826	17.636	26.342	1:32.818	303	8	22.943	27.796	18.566	26.932	1:36.237	291
11	22.168	27.123	18.064	26.497	1:33.852	297	9	22.917	27.801	18.426	26.996	1:36.140	289
12	21.836	26.991	17.673	26.194	1:32.694	305	10	23.064	27.859	18.600	27.055	1:36.578	290
							11	23.149	28.003	18.670	27.103	1:36.925	289
							12	23.119	28.279	18.682	27.152	1:37.232	290
29 Ted COLLINS (VIC) (10th)													
1	29.518	28.035	18.009	<b>26.017</b>	1:41.579	222							
2	22.612	27.440	17.909	26.200	1:34.161	288	37 Hamish McMURRAY (NSW) (30th)						
3	22.591	27.447	17.906	26.299	1:34.243	300	1	32.930	30.670	19.388	27.856	1:50.844	220
4	<b>22.257</b>	27.224	17.871	26.334	1:33.686	301	2	24.125	29.515	19.429	27.731	1:40.800	279
5	22.335	27.279	17.893	26.245	1:33.752	297	3	24.058	29.668	19.329	<b>27.585</b>	1:40.640	273
6	22.502	27.474	17.958	26.307	1:34.241	296	4	24.138	29.406	<b>19.272</b>	27.783	1:40.599	273
7	22.337	27.379	18.055	26.573	1:34.344	295	5	24.146	<b>29.370</b>	19.347	27.686	<b>1:40.549</b>	275
8	22.499	27.658	18.002	26.295	1:34.454	303	6	<b>23.898</b>	29.566	19.624	27.812	1:40.900	271
9	22.698	27.485	18.012	26.415	1:34.610	297	7	24.343	29.590	19.571	27.880	1:41.384	265
10	22.267	<b>27.177</b>	<b>17.861</b>	26.323	<b>1:33.628</b>	298	8	24.177	29.510	19.814	28.055	1:41.556	265
11	22.373	27.243	17.866	26.342	1:33.824	291	9	24.257	30.018	19.925	28.201	1:42.401	263
12	22.376	27.330	17.976	26.395	1:34.077	293	10	24.367	29.381	19.842	28.040	1:41.630	262
							11	24.539	29.428	19.832	27.699	1:41.498	265
							12	24.427	29.846	20.057	28.127	1:42.457	263
30 Mark CHIDO (VIC) (12th)													
1	31.132	28.227	17.905	26.410	1:43.674	222	41 Max CROKER (NSW) (14th)						
2	22.427	27.257	17.960	<b>26.154</b>	1:33.798	301	1	30.163	27.876	<b>17.948</b>	26.150	1:42.137	228
3	<b>22.282</b>	27.184	<b>17.715</b>	26.293	<b>1:33.474</b>	297	2	22.411	27.664	18.002	<b>26.148</b>	1:34.225	304
4	22.337	27.286	17.789	26.350	1:33.762	302	3	22.380	27.817	17.959	26.495	1:34.651	303
5	22.432	27.156	17.731	26.262	1:33.581	298	4	22.406	27.491	18.012	26.244	<b>1:34.153</b>	295
6	22.344	<b>27.154</b>	17.756	26.382	1:33.636	297	5	<b>22.377</b>	27.647	17.960	26.596	1:34.580	303
7	22.328	27.325	17.904	26.390	1:33.947	298	6	<b>22.377</b>	27.430	18.139	26.358	1:34.304	305
8	22.396	27.315	17.976	26.678	1:34.365	297	7	22.500	27.379	18.176	26.305	1:34.360	300
9	22.604	27.312	18.085	26.718	1:34.719	293	8	22.453	<b>27.370</b>	18.145	26.358	1:34.326	298
10	23.072	27.347	17.944	26.672	1:35.035	293	9	22.407	27.537	18.001	26.461	1:34.406	304
11	22.595	27.784	18.022	26.536	1:34.937	293	10	22.772	27.574	17.960	26.478	1:34.784	294
12	22.593	28.025	17.923	26.349	1:34.890	293							


*Scott Laing*  
 Chief Time Keeper - Scott Laing

*Tom Williams*  
 Clerk of Course - Tom Williams



COMPUTIME RACE TIMING SYSTEMS PTY LTD  
[www.computime.com.au](http://www.computime.com.au)

E-mail: [scott@computime.com.au](mailto:scott@computime.com.au) / Ph: 0418 17 13 17



Computime Race Timing Systems Pty Ltd © 1996  
 Licensed to Computime Race Timing Systems



# ASBK RESULTS

## AUSTRALIAN SUPERBIKE CHAMPIONSHIP

### Race 3

Date: 24/02/19  
 Event: R09  
 Weather: Sunny - Temp: 22.8C  
 Track: Dry - Temp: 34.0C

Started at: 10:40:41  
 Laps: 12  
 Starters: 33  
 Printed at: 11:11

### PROVISIONAL SPLIT TIMES

Lap	Split 1	Split 2	Split 3	Split 4	Lap Time	Spd	Lap	Split 1	Split 2	Split 3	Split 4	Lap Time	Spd
11	22.449	27.478	18.101	26.505	1:34.533	298	8	22.399	27.382	17.995	26.026	1:33.802	302
12	22.422	27.550	18.102	26.449	1:34.523	297	9	22.350	26.966	17.783	25.924	1:33.023	302
							10	22.332	27.018	17.833	25.959	1:33.142	298
							11	22.247	27.129	17.944	25.924	1:33.244	298
<b>44 William DAVIDSON (NSW) (31th)</b>							12	22.315	27.240	17.659	25.984	1:33.198	300
1	32.319	30.006	<b>19.139</b>	28.217	1:49.681	229							
2	24.129	28.982	19.409	28.249	1:40.769	278							
3	23.962	29.349	19.203	27.489	1:40.003	281	<b>55 Brian HOUGHTON (QLD) (28th)</b>						
4	24.815	29.767	19.420	27.594	1:41.596	286	1	32.716	30.547	19.180	<b>27.790</b>	1:50.233	219
5	24.590	29.087	19.274	27.437	1:40.388	283	2	23.915	29.005	19.203	27.946	1:40.069	284
6	24.040	29.074	19.188	27.601	1:39.903	281	3	23.959	29.201	18.970	28.031	1:40.161	278
7	<b>23.761</b>	29.132	19.513	<b>27.379</b>	<b>1:39.785</b>	286	4	23.866	29.460	19.141	28.077	1:40.544	271
8	24.098	29.661	19.493	27.549	1:40.801	281	5	24.072	29.239	19.032	27.916	1:40.259	275
9	24.016	<b>28.864</b>	19.427	27.502	1:39.809	284	6	24.263	29.181	19.188	28.016	1:40.648	263
10	24.088	29.575	19.827	27.595	1:41.085	278	7	23.815	29.108	18.907	28.004	<b>1:39.834</b>	280
11	24.399	29.507	19.900	28.768	1:42.574	280	8	24.135	29.421	19.058	28.010	1:40.624	267
12	24.302	43.834	22.170	28.213	1:58.519	269	9	<b>23.763</b>	29.278	<b>18.835</b>	27.973	1:39.849	276
							10	24.163	<b>28.950</b>	18.882	28.048	1:40.043	276
<b>46 Michael JONES (QLD) (2nd)</b>							11	23.830	29.531	19.129	28.265	1:40.755	276
1	28.907	27.288	17.670	25.996	1:39.861	219	12	24.471	29.218	19.200	28.116	1:41.005	265
2	<b>21.905</b>	<b>26.526</b>	<b>17.517</b>	<b>25.933</b>	<b>1:31.881</b>	305							
3	22.224	27.136	17.714	26.175	1:33.249	304	<b>61 Arthur SISSIS (SA) (11th)</b>						
4	22.144	26.843	17.713	26.067	1:32.767	306	1	28.532	27.233	<b>17.883</b>	<b>26.078</b>	1:39.726	228
5	22.562	27.309	17.739	26.261	1:33.871	293	2	<b>22.554</b>	27.197	18.002	26.151	<b>1:33.904</b>	288
6	22.511	27.208	17.813	26.122	1:33.654	302	3	22.726	<b>27.124</b>	17.892	26.406	1:34.148	300
7	22.610	26.892	17.773	26.011	1:33.286	301	4	22.571	27.253	17.968	26.261	1:34.053	298
8	22.448	26.983	17.695	26.034	1:33.160	301	5	22.634	27.372	18.013	26.470	1:34.489	296
9	22.238	26.958	17.735	26.316	1:33.247	303	6	22.650	27.374	18.154	26.378	1:34.556	293
10	22.377	26.777	17.732	26.375	1:33.261	298	7	22.664	27.418	18.048	26.501	1:34.631	292
11	22.179	26.897	17.864	26.406	1:33.346	305	8	22.878	27.490	17.970	26.467	1:34.805	290
12	22.205	26.987	17.881	26.096	1:33.169	300	9	22.682	27.318	18.128	26.614	1:34.742	290
							10	23.110	27.466	17.909	26.497	1:34.982	291
<b>47 Wayne MAXWELL (VIC) (6th)</b>							11	22.704	27.770	18.128	26.448	1:35.050	291
1	29.178	27.478	17.717	25.852	1:40.225	219	12	22.562	27.546	17.965	26.612	1:34.685	300
2	22.448	27.103	17.708	25.807	1:33.066	298							
3	22.529	27.129	17.803	25.893	1:33.354	299	<b>62 Brendan McINTYRE (NSW) (21th)</b>						
4	22.350	27.014	<b>17.656</b>	26.098	1:33.118	298	1	31.523	28.859	18.759	27.063	1:46.204	239
5	22.380	26.985	17.884	25.970	1:33.219	295	2	23.407	28.609	<b>18.653</b>	<b>26.935</b>	1:37.604	283
6	<b>22.195</b>	<b>26.893</b>	17.801	25.799	<b>1:32.688</b>	298	3	23.474	28.316	18.782	27.103	1:37.675	290
7	22.388	27.269	17.834	<b>25.798</b>	1:33.289	303	4	23.262	28.337	18.776	27.231	1:37.606	290


*Scott Laing*  
 Chief Time Keeper - Scott Laing

*Tom Williams*  
 Clerk of Course - Tom Williams



COMPUTIME RACE TIMING SYSTEMS PTY LTD  
 www.computime.com.au

E-mail: scott@computime.com.au / Ph: 0418 17 13 17



Computime Race Timing Systems Pty Ltd © 1996  
 Licensed to Computime Race Timing Systems



# ASBK RESULTS

## AUSTRALIAN SUPERBIKE CHAMPIONSHIP

Date: **24/02/19**  
 Event: **R09**  
 Weather: **Sunny - Temp: 22.8C**  
 Track: **Dry - Temp: 34.0C**

### Race 3

Started at: **10:40:41**  
 Laps: **12**  
 Starters: **33**  
 Printed at: **11:11**

### PROVISIONAL SPLIT TIMES

Lap	Split 1	Split 2	Split 3	Split 4	Lap Time	Spd	Lap	Split 1	Split 2	Split 3	Split 4	Lap Time	Spd
5	23.422	28.148	18.668	27.446	1:37.684	287	5	22.307	27.082	17.767	26.087	1:33.243	301
6	23.221	28.370	18.680	26.971	1:37.242	285	6	22.285	27.019	17.798	26.067	1:33.169	302
7	23.252	<b>28.115</b>	18.761	27.034	<b>1:37.162</b>	286	7	22.375	27.051	17.727	26.244	1:33.397	301
8	23.416	28.451	18.730	27.204	1:37.801	290	8	22.314	27.010	17.789	26.137	1:33.250	300
9	23.245	28.261	18.767	27.185	1:37.458	286	9	22.284	27.005	17.717	26.049	1:33.055	300
10	<b>23.176</b>	28.637	18.663	27.308	1:37.784	287	10	22.268	27.057	17.738	26.040	1:33.103	300
11	23.741	28.247	18.799	27.063	1:37.850	290	11	22.159	<b>26.963</b>	17.702	26.103	<b>1:32.927</b>	300
12	23.372	28.425	18.838	27.303	1:37.938	286	12	<b>22.137</b>	27.440	17.733	26.072	1:33.382	302

#### 63 Dominic DE LEON (NSW) (DNF)

1	32.435	30.486	19.341	<b>27.500</b>	1:49.762	233
2	<b>23.675</b>	<b>29.142</b>	19.349	27.734	<b>1:39.900</b>	286
3	23.875	29.485	<b>19.292</b>	27.856	1:40.508	281
4	24.028	29.421	19.685	27.894	1:41.028	284
5	24.282	29.540	19.416	27.910	1:41.148	261
6	24.027	30.086	19.647	28.261	1:42.021	287
7	23.991	29.617	19.558	28.031	1:41.197	278
8	24.114	29.496	19.760	28.249	1:41.619	282
9	24.060	30.090	20.210	28.919	1:43.279	283

#### 76 Paul VAN DER HEIDEN (SA) (29th)

1	33.252	30.537	19.547	27.557	1:50.893	229
2	<b>23.645</b>	29.137	19.197	27.690	<b>1:39.669</b>	290
3	24.127	29.502	19.189	27.612	1:40.430	288
4	23.678	29.283	19.602	27.813	1:40.376	290
5	23.811	29.302	19.268	<b>27.549</b>	1:39.930	291
6	23.729	29.290	19.184	27.916	1:40.119	283
7	23.889	29.269	19.490	27.708	1:40.356	284
8	23.991	29.735	19.392	27.624	1:40.742	283
9	23.880	29.235	<b>19.169</b>	27.792	1:40.076	266
10	24.075	<b>29.001</b>	19.289	27.594	1:39.959	282
11	23.772	29.558	19.417	27.699	1:40.446	279
12	24.096	29.245	19.770	27.935	1:41.046	280

#### 65 Cru HALLIDAY (VIC) (3rd)

1	28.630	27.324	17.814	25.981	1:39.749	212
2	22.110	<b>26.800</b>	<b>17.477</b>	<b>25.799</b>	<b>1:32.186</b>	298
3	22.090	26.975	17.590	25.856	1:32.511	304
4	22.270	27.057	17.656	26.197	1:33.180	301
5	22.524	27.250	17.685	26.271	1:33.730	298
6	22.200	27.235	17.850	26.471	1:33.756	299
7	22.271	27.006	17.886	26.156	1:33.319	292
8	22.458	26.854	17.687	26.256	1:33.255	295
9	22.495	27.244	17.789	26.011	1:33.539	292
10	22.198	26.974	17.662	26.367	1:33.201	305
11	22.226	27.162	17.766	26.254	1:33.408	309
12	<b>22.086</b>	27.049	17.777	26.087	1:32.999	299

#### 82 Ryan YANKO (QLD) (20th)

1	30.803	29.168	18.576	27.515	1:46.062	233
2	23.343	28.392	18.519	27.369	1:37.623	287
3	23.434	28.160	18.623	27.167	1:37.384	284
4	23.444	28.159	18.658	27.192	1:37.453	284
5	23.466	28.112	18.631	27.216	1:37.425	283
6	23.455	28.183	18.569	27.076	1:37.283	284
7	23.507	28.174	18.775	27.286	1:37.742	283
8	23.420	28.204	18.627	<b>27.016</b>	1:37.267	288
9	<b>23.281</b>	28.292	<b>18.423</b>	27.043	<b>1:37.039</b>	287
10	23.461	<b>28.075</b>	18.814	27.144	1:37.494	286
11	23.779	28.195	18.578	27.116	1:37.668	281
12	23.503	28.246	18.860	27.332	1:37.941	283

#### 67 Bryan STARING (WA) (8th)

1	29.237	27.563	17.760	25.990	1:40.550	226
2	22.276	27.328	17.687	<b>25.901</b>	1:33.192	304
3	22.347	27.149	<b>17.625</b>	26.215	1:33.336	304
4	22.364	27.330	17.696	26.399	1:33.789	303

#### 85 Aleksander SAVIN (VIC) (26th)

1	32.669	29.911	19.074	27.380	1:49.034	243
---	--------	--------	--------	--------	----------	-----


*Scott Laing*  
 Chief Time Keeper - Scott Laing

*Tom Williams*  
 Clerk of Course - Tom Williams



**COMPUTIME RACE TIMING SYSTEMS PTY LTD**  
**www.computime.com.au**

E-mail: [scott@computime.com.au](mailto:scott@computime.com.au) / Ph: 0418 17 13 17







# ASBK RESULTS

## AUSTRALIAN SUPERBIKE CHAMPIONSHIP

### Race 3

Date: 24/02/19  
 Event: R09  
 Weather: Sunny - Temp: 22.8C  
 Track: Dry - Temp: 34.0C

Started at: 10:40:41  
 Laps: 12  
 Starters: 33  
 Printed at: 11:11

### PROVISIONAL SPLIT TIMES

Lap	Split 1	Split 2	Split 3	Split 4	Lap Time	Spd	Lap	Split 1	Split 2	Split 3	Split 4	Lap Time	Spd
2	23.843	29.036	19.081	27.273	1:39.233	283	2	23.767	<b>28.292</b>	<b>18.791</b>	<b>27.052</b>	<b>1:37.902</b>	290
3	23.775	29.507	<b>18.850</b>	27.162	1:39.294	288	3	23.705	28.320	18.958	27.482	1:38.465	286
4	23.711	29.153	18.983	27.186	1:39.033	286	4	23.810	28.807	18.884	27.358	1:38.859	284
5	24.116	28.947	18.941	27.178	1:39.182	284	5	23.801	28.534	18.937	27.409	1:38.681	283
6	<b>23.494</b>	29.048	19.065	27.470	1:39.077	283	6	23.945	28.420	18.975	27.337	1:38.677	284
7	23.555	28.978	18.893	27.105	<b>1:38.531</b>	286	7	23.914	28.471	19.040	27.541	1:38.966	282
8	23.893	28.980	18.875	<b>27.089</b>	1:38.837	274	8	23.928	28.612	18.875	27.503	1:38.918	283
9	23.697	<b>28.707</b>	18.938	27.505	1:38.847	275	9	<b>23.664</b>	28.418	19.015	27.380	1:38.477	282
10	23.618	29.036	19.121	27.672	1:39.447	274	10	23.687	28.757	19.213	27.377	1:39.034	285
11	24.071	28.850	19.156	27.635	1:39.712	270	11	23.792	28.948	19.023	27.386	1:39.149	281
12	24.030	29.099	19.232	27.567	1:39.928	267	12	23.736	28.485	18.891	27.385	1:38.497	279

#### 91 Simon BARBACETTO (NSW) (24th)

1	32.086	29.571	19.194	27.494	1:48.345	234
2	23.835	28.664	18.889	27.281	1:38.669	293
3	23.388	29.042	18.837	27.366	1:38.633	290
4	23.369	28.849	19.034	27.369	1:38.621	288
5	<b>23.264</b>	28.762	<b>18.591</b>	27.295	<b>1:37.912</b>	290
6	23.535	29.076	18.793	<b>27.255</b>	1:38.659	290
7	23.525	28.565	19.052	27.332	1:38.474	282
8	23.476	28.716	18.736	27.276	1:38.204	290
9	23.612	28.530	18.767	27.422	1:38.331	284
10	23.470	28.584	19.143	27.564	1:38.761	286
11	23.630	28.810	18.843	27.595	1:38.878	283
12	23.529	<b>28.338</b>	18.790	27.257	1:37.914	283

#### 168 Glenn SCOTT (NSW) (13th)

1	29.888	27.982	17.948	<b>26.118</b>	1:41.936	234
2	22.446	27.655	17.912	26.181	1:34.194	303
3	22.507	27.735	17.876	26.292	1:34.410	311
4	22.428	27.445	17.952	26.528	1:34.353	303
5	22.505	27.699	<b>17.852</b>	26.666	1:34.722	297
6	<b>22.227</b>	<b>27.442</b>	17.865	26.385	<b>1:33.919</b>	309
7	22.256	27.497	18.077	26.248	1:34.078	309
8	22.522	27.776	18.029	26.458	1:34.785	308
9	22.345	27.526	17.898	27.091	1:34.860	304
10	22.579	27.529	17.862	26.470	1:34.440	303
11	22.521	27.526	18.088	26.481	1:34.616	303
12	22.313	27.702	17.993	26.415	1:34.423	307

#### 98 Evan BYLES (SA) (25th)

1	31.870	29.467	18.960	27.310	1:47.607	228
---	--------	--------	--------	--------	----------	-----

The results are provisional until the end of the time limit for protests and appeals.

*Scott Laing*  
 Chief Time Keeper - Scott Laing


*Tom Williams*  
 Clerk of Course - Tom Williams



Computime Race Timing Systems Pty Ltd © 1996  
 Licensed to Computime Race Timing Systems

**COMPUTIME RACE TIMING SYSTEMS PTY LTD**  
**www.computime.com.au**

E-mail: scott@computime.com.au / Ph: 0418 17 13 17





**ASBK RESULTS**  
**AUSTRALIAN SUPERBIKE CHAMPIONSHIP**

**Race 3**

Date: 24/02/19  
 Event: R09  
 Weather: Sunny - Temp: 22.8C  
 Track: Dry - Temp: 34.0C

Started at: 10:40:41  
 Laps: 12  
 Starters: 33  
 Printed at: 11:11

**PROVISIONAL FASTEST LAPS SEQUENCE**

Lap	Race Pos	No	Name	Machine	Fastest Lap	On Lap
1	1	21	Josh WATERS (VIC)	Suzuki GSX-R	1:38.279	1
2	1	21	Josh WATERS (VIC)	Suzuki GSX-R	1:32.606	2
2	2	28	Aiden WAGNER (QLD)	Yamaha YZF-R1	1:32.212	2
2	4	46	Michael JONES (QLD)	Kawasaki ZX10R	1:31.881	2

The results are provisional until the end of the time limit for protests and appeals.

*Scott Laing*  
 Chief Time Keeper - Scott Laing


*Tom Williams*  
 Clerk of Course - Tom Williams



Computime Race Timing Systems Pty Ltd © 1996  
 Licensed to Computime Race Timing Systems

**COMPUTIME RACE TIMING SYSTEMS PTY LTD**  
**www.computime.com.au**

E-mail: scott@computime.com.au / Ph: 0418 17 13 17





# ASBK RESULTS

## AUSTRALIAN SUPERBIKE CHAMPIONSHIP

### Race 3

Date: 24/02/19  
 Event: R09  
 Weather: Sunny - Temp: 22.8C  
 Track: Dry - Temp: 34.0C

Started at: 10:40:41  
 Laps: 12  
 Starters: 33  
 Printed at: 11:11

### PROVISIONAL LAP SHEET

No	Lap Time	Gap	No	Lap Time	Gap	No	Lap Time	Gap	No	Lap Time	Gap	No	Lap Time	Gap
<b>Lap 1</b>			47	1:33.066	2.406	33	1:35.524	9.327	23	1:39.003	28.049	28	1:33.889	
21	1:38.279		61	1:33.904	2.745	22	1:35.227	10.263	85	1:39.033	29.153	65	1:33.756	.017
28	1:38.832	.553	67	1:33.192	2.857	11	1:36.309	12.361	55	1:40.544	33.566	25	1:33.829	.049
25	1:38.903	.624	12	1:33.842	4.489	13	1:36.247	12.795	63	1:41.028	33.757	21	1:33.924	.129
61	1:39.726	1.447	8	1:34.452	4.822	82	1:37.384	16.831	76	1:40.376	33.927	46	1:33.654	.188
65	1:39.749	1.470	29	1:34.161	4.855	62	1:37.675	17.245	44	1:41.596	34.608	47	1:32.688	.575
46	1:39.861	1.582	168	1:34.194	5.245	24	1:37.758	19.214	37	1:40.599	35.442	1	1:32.917	1.113
14	1:40.063	1.784	41	1:34.225	5.477	98	1:38.465	19.736	<b>Lap 5</b>			67	1:33.169	2.184
47	1:40.225	1.946	30	1:33.798	6.587	91	1:38.633	21.409	28	1:33.765		14	1:33.099	2.537
1	1:40.291	2.012	33	1:35.200	7.156	23	1:38.718	22.249	21	1:33.719	.094	61	1:34.556	5.781
67	1:40.550	2.271	22	1:35.634	8.389	85	1:39.294	23.323	25	1:33.793	.109	29	1:34.241	6.567
8	1:41.255	2.976	11	1:35.821	9.405	63	1:40.508	25.932	65	1:33.730	.150	30	1:33.636	6.830
12	1:41.532	3.253	13	1:36.446	9.901	44	1:40.003	26.215	46	1:33.871	.423	12	1:34.091	7.965
29	1:41.579	3.300	82	1:37.623	12.800	55	1:40.161	26.225	47	1:33.219	1.776	168	1:33.919	8.439
168	1:41.936	3.657	62	1:37.604	12.923	76	1:40.430	26.754	1	1:33.382	2.085	41	1:34.304	8.955
41	1:42.137	3.858	98	1:37.902	14.624	37	1:40.640	28.046	67	1:33.243	2.904	8	1:35.555	15.586
33	1:42.841	4.562	24	1:37.536	14.809	<b>Lap 4</b>			14	1:33.698	3.327	22	1:35.881	16.050
22	1:43.640	5.361	91	1:38.669	16.129	28	1:33.203		61	1:34.489	5.114	33	1:36.289	16.443
30	1:43.674	5.395	23	1:40.191	16.884	25	1:33.245	.081	29	1:33.752	6.215	11	1:36.538	20.684
13	1:44.340	6.061	85	1:39.233	17.382	21	1:33.188	.140	30	1:33.581	7.083	13	1:37.981	23.619
11	1:44.469	6.190	63	1:39.900	18.777	65	1:33.180	.185	12	1:34.307	7.763	82	1:37.283	28.135
82	1:46.062	7.783	55	1:40.069	19.417	46	1:32.767	.317	168	1:34.722	8.409	62	1:37.242	28.920
62	1:46.204	7.925	44	1:40.769	19.565	47	1:33.118	2.322	41	1:34.580	8.540	24	1:37.746	31.344
23	1:47.578	9.299	76	1:39.669	19.677	1	1:33.529	2.468	8	1:35.907	13.920	98	1:38.677	35.096
98	1:47.607	9.328	37	1:40.800	20.759	14	1:33.923	3.394	33	1:35.771	14.043	91	1:38.659	35.744
24	1:48.158	9.879	<b>Lap 3</b>			67	1:33.789	3.426	22	1:35.637	14.058	23	1:38.985	38.753
91	1:48.345	10.066	28	1:33.194		61	1:34.053	4.390	11	1:36.352	18.035	85	1:39.077	39.758
85	1:49.034	10.755	25	1:33.064	.039	29	1:33.686	6.228	13	1:36.839	19.527	76	1:40.119	46.322
44	1:49.681	11.402	21	1:33.508	.155	12	1:34.748	7.221	82	1:37.425	24.741	55	1:40.648	46.819
63	1:49.762	11.483	65	1:32.511	.208	30	1:33.762	7.267	62	1:37.684	25.567	44	1:39.903	47.245
55	1:50.233	11.954	46	1:33.249	.753	168	1:34.353	7.452	24	1:37.929	27.487	37	1:40.900	49.237
37	1:50.844	12.565	1	1:33.251	2.142	41	1:34.153	7.725	98	1:38.681	30.308	63	1:42.021	49.272
76	1:50.893	12.614	47	1:33.354	2.407	8	1:38.773	11.778	91	1:37.912	30.974	<b>Lap 7</b>		
<b>Lap 2</b>			14	1:33.832	2.674	33	1:35.913	12.037	23	1:39.373	33.657	65	1:33.319	
21	1:32.606		67	1:33.336	2.840	22	1:35.126	12.186	85	1:39.182	34.570	28	1:33.363	.027
28	1:32.212	.159	61	1:34.148	3.540	11	1:36.290	15.448	55	1:40.259	40.060	46	1:33.286	.138
25	1:32.310	.328	12	1:34.540	5.676	13	1:36.861	16.453	76	1:39.930	40.092	25	1:33.521	.234
46	1:31.881	.857	29	1:34.243	5.745	82	1:37.453	21.081	63	1:41.148	41.140	21	1:33.534	.327
65	1:32.186	1.050	8	1:34.739	6.208	62	1:37.606	21.648	44	1:40.388	41.231	47	1:33.289	.528
14	1:33.017	2.195	168	1:34.410	6.302	24	1:37.312	23.323	37	1:40.549	42.226	1	1:33.131	.908
1	1:32.838	2.244	30	1:33.474	6.708	98	1:38.859	25.392	<b>Lap 6</b>			67	1:33.397	2.245
			41	1:34.651	6.775	91	1:38.621	26.827	14	1:33.329	2.530			

*Scott Laing*  
 Chief Time Keeper - Scott Laing

*Tom Williams*  
 Clerk of Course - Tom Williams



Computime Race Timing Systems Pty Ltd © 1996  
 Licensed to Computime Race Timing Systems

**COMPUTIME RACE TIMING SYSTEMS PTY LTD**  
**www.computime.com.au**

E-mail: scott@computime.com.au / Ph: 0418 17 13 17





# ASBK RESULTS

## AUSTRALIAN SUPERBIKE CHAMPIONSHIP

### Race 3

Started at: 10:40:41

Laps: 12

Starters: 33

Printed at: 11:11

Date: 24/02/19  
 Event: R09  
 Weather: Sunny - Temp: 22.8C  
 Track: Dry - Temp: 34.0C

### PROVISIONAL LAP SHEET

No	Lap Time	Gap	No	Lap Time	Gap	No	Lap Time	Gap	No	Lap Time	Gap	No	Lap Time	Gap
61	1:34.631	7.076	13	1:38.883	34.442	55	1:39.849	1:07.245	65	1:33.408	.251	41	1:34.523	16.547
30	1:33.947	7.441	22	1:37.024	36.024	76	1:40.076	1:07.615	25	1:33.173	.285	12	1:35.524	18.222
29	1:34.344	7.575	82	1:37.267	36.604	44	1:39.809	1:07.759	47	1:33.244	.587	8	1:36.168	30.884
12	1:34.388	9.017	62	1:37.801	37.343	37	1:42.401	1:14.697	1	1:33.208	1.164	33	1:37.232	36.312
168	1:34.078	9.181	24	1:38.248	41.166	63	1:43.279	1:15.486	67	1:32.927	1.428	11	1:37.329	43.996
41	1:34.360	9.979	91	1:38.204	45.882				14	1:34.715	5.175	22	1:37.612	53.898
8	1:35.120	17.370	98	1:38.918	46.440	<b>Lap 10</b>			29	1:33.824	10.939	82	1:37.941	53.946
33	1:36.097	19.204	23	1:38.994	50.465	28	1:32.818		30	1:34.937	13.345	62	1:37.938	55.573
11	1:36.567	23.915	85	1:38.837	50.586	46	1:33.261	.348	61	1:35.050	13.503	13	1:39.174	57.618
13	1:38.480	28.763	55	1:40.624	1:00.737	21	1:33.112	.423	168	1:34.616	14.730	24	1:39.768	1:05.993
22	1:49.490	32.204	76	1:40.742	1:00.880	65	1:33.201	.537	41	1:34.533	14.876	91	1:37.914	1:06.966
82	1:37.742	32.541	44	1:40.801	1:01.291	25	1:33.177	.806	12	1:34.683	15.550	98	1:38.497	1:08.797
62	1:37.162	32.746	63	1:41.619	1:05.548	47	1:33.142	1.037	8	1:36.260	27.568	85	1:39.928	1:15.720
24	1:38.114	36.122	37	1:41.556	1:05.637	1	1:33.374	1.650	33	1:36.925	31.932	23	1:40.148	1:16.677
98	1:38.966	40.726				67	1:33.103	2.195	11	1:37.605	39.519	55	1:41.005	1:29.589
91	1:38.474	40.882	<b>Lap 9</b>			14	1:34.130	4.154	82	1:37.668	48.857	76	1:41.046	1:29.607
23	1:39.258	44.675	46	1:33.247		29	1:33.628	10.809	22	1:37.766	49.138	37	1:42.457	1:40.823
85	1:38.531	44.953	28	1:33.436	.095	30	1:35.035	12.102	62	1:37.850	50.487	44	1:58.519	1:50.478
55	1:39.834	53.317	21	1:33.417	.224	61	1:34.982	12.147	13	1:38.766	51.296			
76	1:40.356	53.342	65	1:33.539	.249	168	1:34.440	13.808	24	1:39.911	59.077			
44	1:39.785	53.694	25	1:33.252	.542	41	1:34.784	14.037	91	1:38.878	1:01.904			
63	1:41.197	57.133	47	1:33.023	.808	12	1:35.184	14.561	98	1:39.149	1:03.152			
37	1:41.384	57.285	1	1:33.646	1.189	8	1:35.596	25.002	85	1:39.712	1:08.644			
			67	1:33.055	2.005	33	1:36.578	28.701	23	1:40.089	1:09.381			
			14	1:33.450	2.937	11	1:37.150	35.608	76	1:40.446	1:21.413			
			30	1:34.719	9.980	82	1:37.494	44.883	55	1:40.755	1:21.436			
			61	1:34.742	10.078	22	1:37.968	45.066	44	1:42.574	1:24.811			
			29	1:34.610	10.094	13	1:39.113	46.224	37	1:41.498	1:31.218			
			41	1:34.406	12.166	62	1:37.784	46.331						
			168	1:34.860	12.281	24	1:39.244	52.860	<b>Lap 12</b>					
			12	1:34.696	12.290	91	1:38.761	56.720	28	1:32.694				
			8	1:35.803	22.319	98	1:39.034	57.697	46	1:33.169	.317			
			33	1:36.140	25.036	85	1:39.447	1:02.626	65	1:32.999	.398			
			11	1:37.253	31.371	23	1:38.809	1:02.986	25	1:33.392	.825			
			22	1:37.328	40.011	55	1:40.043	1:14.375	21	1:33.479	.848			
			13	1:38.923	40.024	76	1:39.959	1:14.661	47	1:33.198	.933			
			82	1:37.039	40.302	44	1:41.085	1:15.931	1	1:33.118	1.430			
			62	1:37.458	41.460	37	1:41.630	1:23.414	67	1:33.382	1.958			
			24	1:38.704	46.529				14	1:35.422	7.745			
			91	1:38.331	50.872	<b>Lap 11</b>			29	1:34.077	12.164			
			98	1:38.477	51.576	46	1:33.346		61	1:34.685	15.336			
			85	1:38.847	56.092	28	1:33.852	.158	30	1:34.890	15.383			
			23	1:39.966	57.090	21	1:33.492	.221	168	1:34.423	16.301			

The results are provisional until the end of the time limit for protests and appeals.

*Scott Laing*  
 Chief Time Keeper - Scott Laing

*Tom Williams*  
 Clerk of Course - Tom Williams



Computime Race Timing Systems Pty Ltd © 1996  
 Licensed to Computime Race Timing Systems

**COMPUTIME RACE TIMING SYSTEMS PTY LTD**  
**www.computime.com.au**

E-mail: scott@computime.com.au / Ph: 0418 17 13 17





# ASBK RESULTS

## AUSTRALIAN SUPERBIKE CHAMPIONSHIP

### Race 3

Date: 24/02/19  
 Event: R09  
 Weather: Sunny - Temp: 22.8C  
 Track: Dry - Temp: 34.0C

Started at: 10:40:41  
 Laps: 12  
 Starters: 33  
 Printed at: 11:11

### PROVISIONAL LAP CHART

Grid	1	2	3	4	5	6	7	8	9	10	11	12
28	21	21	28	28	28	28	65	28	46	28	46	28
65	28	28	25	25	21	65	28	65	28	46	28	46
25	25	25	21	21	25	25	46	46	21	21	21	65
21	61	46	65	65	65	21	25	21	65	65	65	25
32	65	65	46	46	46	46	21	25	25	25	25	21
47	46	14	1	47	47	47	47	1	47	47	47	47
46	14	1	47	1	1	1	1	47	1	1	1	1
1	47	47	14	14	67	67	67	67	67	67	67	67
14	1	61	67	67	14	14	14	14	14	14	14	14
67	67	67	61	61	61	61	61	30	30	29	29	29
30	8	12	12	29	29	29	30	61	61	30	30	61
29	12	8	29	12	30	30	29	29	29	61	61	30
12	29	29	8	30	12	12	12	168	41	168	168	168
41	168	168	168	168	168	168	168	12	168	41	41	41
61	41	41	30	41	41	41	41	41	12	12	12	12
8	33	30	41	8	8	8	8	8	8	8	8	8
33	22	33	33	33	33	22	33	33	33	33	33	33
92	30	22	22	22	22	33	11	11	11	11	11	11
168	13	11	11	11	11	11	13	13	22	82	82	22
22	11	13	13	13	13	13	22	22	13	22	22	82
11	82	82	82	82	82	82	82	82	82	13	62	62
13	62	62	62	62	62	62	62	62	62	62	13	13
44	23	98	24	24	24	24	24	24	24	24	24	24
82	98	24	98	98	98	98	98	91	91	91	91	91
24	24	91	91	91	91	91	91	98	98	98	98	98
91	91	23	23	23	23	23	23	23	85	85	85	85
62	85	85	85	85	85	85	85	85	23	23	23	23
98	44	63	63	55	55	76	55	55	55	55	76	55
23	63	55	44	63	76	55	76	76	76	76	55	76
63	55	44	55	76	63	44	44	44	44	44	44	37
55	37	76	76	44	44	37	63	63	37	37	37	44
85	76	37	37	37	37	63	37	37	63			
37												
76												

The results are provisional until the end of the time limit for protests and appeals.

*Scott Laing*  
 Chief Time Keeper - Scott Laing

*Tom Williams*  
 Clerk of Course - Tom Williams



Computime Race Timing Systems Pty Ltd © 1996  
 Licensed to Computime Race Timing Systems  
**COMPUTIME RACE TIMING SYSTEMS PTY LTD**  
**www.computime.com.au**

E-mail: scott@computime.com.au / Ph: 0418 17 13 17





# ASBK RESULTS

## AUSTRALIAN SUPERBIKE CHAMPIONSHIP

### Race 3

Date: 24/02/19  
 Event: R09  
 Weather: Sunny - Temp: 22.8C  
 Track: Dry - Temp: 34.0C

Started at: 10:40:41  
 Laps: 12  
 Starters: 33  
 Printed at: 11:11

### PROVISIONAL BEST PARTIAL TIMES

Pos	Split 1		Split 2		Split 3		Split 4		LAP		Ideal	Fastest
	Name	Time	Name	Time	Name	Time	Name	Time	Name	Time		
1	A. WAGNER	21.826	M. JONES	26.526	C. HALLIDAY	17.477	D. FALZON	25.780	M. JONES	1:31.881	1:31.881	
2	M. JONES	21.905	A. WAGNER	26.656	M. JONES	17.517	W. MAXWELL	25.798	A. WAGNER	1:32.026	1:32.212	
3	D. FALZON	22.009	J. WATERS	26.756	A. WAGNER	17.617	C. HALLIDAY	25.799	C. HALLIDAY	1:32.162	1:32.186	
4	C. HALLIDAY	22.086	G. ALLERTON	26.768	B. STARING	17.625	J. WATERS	25.826	D. FALZON	1:32.236	1:32.310	
5	J. WATERS	22.114	D. FALZON	26.776	T. HERFOSS	17.639	T. HERFOSS	25.893	J. WATERS	1:32.339	1:32.606	
6	T. HERFOSS	22.120	C. HALLIDAY	26.800	J. WATERS	17.643	B. STARING	25.901	W. MAXWELL	1:32.542	1:32.688	
7	B. STARING	22.137	W. MAXWELL	26.893	W. MAXWELL	17.656	A. WAGNER	25.927	T. HERFOSS	1:32.565	1:32.838	
8	W. MAXWELL	22.195	T. HERFOSS	26.913	D. FALZON	17.671	M. JONES	25.933	B. STARING	1:32.626	1:32.927	
9	G. SCOTT	22.227	B. STARING	26.963	M. CHIODO	17.715	G. ALLERTON	25.999	G. ALLERTON	1:32.800	1:33.017	
10	T. COLLINS	22.257	A. SISSIS	27.124	G. ALLERTON	17.772	T. COLLINS	26.017	M. CHIODO	1:33.305	1:33.474	
11	G. ALLERTON	22.261	M. CHIODO	27.154	G. SCOTT	17.852	A. SISSIS	26.078	T. COLLINS	1:33.312	1:33.628	
12	M. CHIODO	22.282	T. COLLINS	27.177	M. WALTERS	17.858	G. SCOTT	26.118	A. SISSIS	1:33.639	1:33.904	
13	M. WALTERS	22.320	M. WALTERS	27.313	T. COLLINS	17.861	M. CROKER	26.148	G. SCOTT	1:33.639	1:33.919	
14	M. CROKER	22.377	M. CROKER	27.370	A. SISSIS	17.883	M. CHIODO	26.154	M. WALTERS	1:33.713	1:33.842	
15	A. PHILLIS	22.466	G. SCOTT	27.442	A. PHILLIS	17.918	M. WALTERS	26.222	M. CROKER	1:33.843	1:34.153	
16	S. FROST	22.497	A. PHILLIS	27.461	M. CROKER	17.948	A. PHILLIS	26.298	A. PHILLIS	1:34.143	1:34.452	
17	A. SISSIS	22.554	L. EPIS	27.533	L. EPIS	18.103	S. FROST	26.386	S. FROST	1:34.560	1:35.200	
18	L. EPIS	22.722	S. FROST	27.541	S. FROST	18.136	P. CZAJ	26.470	L. EPIS	1:34.948	1:35.126	
19	D. BARKER	22.854	P. CZAJ	27.923	P. CZAJ	18.165	L. EPIS	26.590	P. CZAJ	1:35.546	1:35.821	
20	P. CZAJ	22.988	R. YANKO	28.075	D. BARKER	18.279	D. BARKER	26.615	D. BARKER	1:35.879	1:36.247	
21	B. McINTYRE	23.176	B. McINTYRE	28.115	M. TOOLEY	18.397	B. McINTYRE	26.935	M. TOOLEY	1:36.715	1:37.312	
22	M. TOOLEY	23.184	D. BARKER	28.131	R. YANKO	18.423	M. TOOLEY	27.002	R. YANKO	1:36.795	1:37.039	
23	S. BARBACET	23.264	M. TOOLEY	28.132	S. BARBACET	18.591	R. YANKO	27.016	B. McINTYRE	1:36.879	1:37.162	
24	R. YANKO	23.281	E. BYLES	28.292	B. McINTYRE	18.653	E. BYLES	27.052	S. BARBACET	1:37.448	1:37.912	
25	H. GRIFFIN	23.385	S. BARBACET	28.338	E. BYLES	18.791	A. SAVIN	27.089	E. BYLES	1:37.799	1:37.902	
26	A. SAVIN	23.494	H. GRIFFIN	28.592	B. HOUGHTO	18.835	S. BARBACET	27.255	A. SAVIN	1:38.140	1:38.531	
27	P. VAN DER H	23.645	A. SAVIN	28.707	A. SAVIN	18.850	W. DAVIDSON	27.379	H. GRIFFIN	1:38.354	1:38.718	
28	E. BYLES	23.664	W. DAVIDSON	28.864	H. GRIFFIN	18.966	H. GRIFFIN	27.411	W. DAVIDSON	1:39.143	1:39.785	
29	D. DE-LEON	23.675	B. HOUGHTO	28.950	W. DAVIDSON	19.139	D. DE-LEON	27.500	B. HOUGHTO	1:39.338	1:39.834	
30	W. DAVIDSON	23.761	P. VAN DER H	29.001	P. VAN DER H	19.169	P. VAN DER H	27.549	P. VAN DER H	1:39.364	1:39.669	
31	B. HOUGHTO	23.763	D. DE-LEON	29.142	H. McMURRA	19.272	H. McMURRA	27.585	D. DE-LEON	1:39.609	1:39.900	
32	H. McMURRA	23.898	H. McMURRA	29.370	D. DE-LEON	19.292	B. HOUGHTO	27.790	H. McMURRA	1:40.125	1:40.549	

The results are provisional until the end of the time limit for protests and appeals.

  
 Chief Time Keeper - Scott Laing

  
 Clerk of Course - Tom Williams



Computime Race Timing Systems Pty Ltd © 1996  
 Licensed to Computime Race Timing Systems

**COMPUTIME RACE TIMING SYSTEMS PTY LTD**  
**www.computime.com.au**

E-mail: [scott@computime.com.au](mailto:scott@computime.com.au) / Ph: 0418 17 13 17





# **ASBK RESULTS**

## **AUSTRALIAN SUPERBIKE CHAMPIONSHIP**

### **PROVISIONAL ROUND POINTS**

#### AUSTRALIAN SUPERBIKE CHAMPIONSHIP - ROUND 1

Pos	No	Name	Machine	Pole	Race 1	Race 2	Race 3	Total
1	28	Aiden WAGNER	Yamaha	1	20	25	25	71
2	65	Cru HALLIDAY	Yamaha		17	20	18	55
3	21	Josh WATERS	Suzuki		16	18	16	50
4	46	Michael JONES	Kawasaki		13	16	20	49
5	67	Bryan STARING	Kawasaki		18	17	13	48
6	1	Troy HERFOSS	Honda		12	15	14	41
7	47	Wayne MAXWELL	Suzuki		25		15	40
8	14	Glenn ALLERTON	BMW		14	14	12	40
9	25	Daniel FALZON	Yamaha		15		17	32
10	29	Ted COLLINS	BMW		10	10	11	31
11	12	Matt WALTERS	Kawasaki		11	13	6	30
12	168	Glenn SCOTT	Kawasaki		8	12	8	28
13	41	Max CROKER	Suzuki		9	11	7	27
14	30	Mark CHIODO	Honda		6	9	9	24
15	8	Alex PHILLIS	Suzuki		7	7	5	19
16	61	Arthur SISSIS	Suzuki			8	10	18
17	33	Sloan FROST	Suzuki		4	4	4	12
18	92	Damon REES	Honda		5	6		11
19	22	Lachlan EPIS	Kawasaki		3	5	2	10
20	11	Philip CZAJ	Aprilia		2	3	3	8
21	82	Ryan YANKO	Ducati			2	1	3
22	13	David BARKER	Kawasaki			1		1
23	24	Matt TOOLEY	Yamaha		1			1

#### AUSTRALIAN SUPERBIKE CHAMPIONSHIP - ROUND 1

Pos	No	Name	Pole	Race 1	Race 2	Race 3	Total
1		Suzuki		61	48	57	166
2		Kawasaki		53	64	49	166
3		Yamaha		53	45	60	158
4		Honda		23	30	23	76
5		BMW		24	24	23	71
6		Aprilia		2	3	3	8
7		Ducati			2	1	3

*Scott Laing*  
 Chief Time Keeper - Scott Laing

*Tom Williams*  
 Clerk of Course - Tom Williams



Computime Race Timing Systems Pty Ltd © 1996  
 Licensed to Computime Race Timing Systems

**COMPUTIME RACE TIMING SYSTEMS PTY LTD**  
**www.computime.com.au**

E-mail: [scott@computime.com.au](mailto:scott@computime.com.au) / Ph: 0418 17 13 17

